

# 2019 ABC - Resources For Euphoniumists – Dr. Gail Robertson

[Grobertson@uca.com](mailto:Grobertson@uca.com)

## 1. Ranges and Fingering Charts – Bass Clef

Bass Clef

### Three-Valve Euphonium Range

Not common for younger players

### Four-Valve Non-Compensating Euphonium Range

Requires 4-valves with alternate fingerings

Can be played with 3 valve and 4 valve euphoniums

Requires 4-valves with alternate fingerings

All can play this based on ability

8vb No B

### Four-Valve Compensating Euphonium Range

Requires 4-valve compensating

Can be played with 3 valve and 4 valve euphoniums

Requires 4-valve compensating

All can play this based on ability

8vb

Bass Clef

### Three-Valve Euphonium Fingering Chart

Not common for younger players

\* 6th partial very harp lip down!

Bass Clef

# Four-Valve Non-Compensating Euphonium Fingering Chart

*8<sup>vb</sup>* loco

No B natural \* \* \* \*  
 1234 134 234 14  
 \* requires alternate fingers 24 4 23 12 1 2 open No B natural 1234 134 234 14 or 124

24 4 23 12 1 2 open 24 4 23 12 1 2 open 23 12

\* 6th partial very harp lip down! \* \* \*  
 1 2 open 12 1 2 open 1 2 open 23 12 1 2 open 12 or 2 1 or open

Bass Clef

# Four-Valve Compensating Euphonium Fingering Chart

*8<sup>vb</sup>* loco

1234 134 234 124 14 24 4 23 12 1 2 open 1234 134 234 124

14 24 4 23 12 1 2 open 24 4 23 12 1 2 open 23

\* 6th partial very harp lip down! \* \* \*  
 12 1 2 open 12 1 2 open 1 2 open 23 12 1 2 open 12 or 2 1 or open

## 2. Ranges and Fingering Charts – Treble Clef

Bb Treble Clef

### Three-Valve Euphonium Range

Not common for younger players

### Four-Valve Non-Compensating Euphonium Range

Requires 4-valves with alternate fingerings

Can be played with 3 valve and 4 valve euphoniums

Requires 4-valves with alternate fingerings

All can play this based on ability

no C#

No C#

### Four-Valve Compensating Euphonium Range

Requires 4-valve compensating

Can be played with 3 valve and 4 valve euphoniums

Requires 4-valve compensating

All can play this based on ability

Bb Treble Clef

### Three-Valve Euphonium Fingering Chart

8vb

Not common for younger players

loco

\* 6th partial very harp lip down!

Bb Treble Clef

# Four-Valve Non-Compensating Euphonium Fingering Chart

*8vb* \_\_\_\_\_ *loco*

No C# \* 1234 134 234 14\* or 124 \* 24 4 23 12 1 2 open No C# \* 1234 134 234 14\* or 124

\* requires alternate fingers

24 4 23 12 1 2 open 24 4 23 12 1 2 open 23 12

\* 6th partial very harp lip down! \* \* \*

1 2 open 12 1 2 open 1 2 open 23 12 1 2 open 12 or 2 1 or open

Bb Treble Clef

# Four-Valve Compensating Euphonium Fingering Chart

*8vb* \_\_\_\_\_ *loco*

1234 134 234 124 14 24 4 23 12 1 2 open 1234 134 234 124

14 24 4 23 12 1 2 open 24 4 23 12 1 2 open 23

\* 6th partial very harp lip down! \* \* \*

12 1 2 open 12 1 2 open 1 2 open 23 12 1 2 open 12 or 2 1 or open

### 3. Individual or Group Warm-ups – Bass Clef

## Lips, Fingers, and your Mind Warm-ups!

Trombone  
Euphonium B.C.

2019 American Band College

Dr. Gail Robertson  
April 2019

Turn Studies (♩ = 80)

Concert Bb (Start with playing the upper notes and work your way up!)

Concert B (This one is tricky, so dig in!)

Concert C

Concert Db

Concert D

Concert Eb

Lip all High Eb's DOWN

Concert E

Concert F

Lip all high F's DOWN

Concert Gb

Concert G

Lip all high G's DOWN

Concert Ab

Concert A

### A Few Suggestions:

- I strongly suggest that you start your euphonium students on BASS Clef. If this is not possible, then please make them learn bass clef as soon as possible.
- Please refer to the euphonium as a “**euphonium**,” and not a “baritone.”
- Start your students on mouthpieces that are LARGER than a 12C.
- Always remember that there are THREE different shank sizes: Small, Medium, Large

Concert Bb (Once you reach this, play the bottom notes and work backwards to get your low notes happening!) (play Bb, then B, the C, etc.)

### Lip Slurs and Flexibility #1

Concert Bb (Open / 1st position)

Musical notation for Concert Bb (Open / 1st position) in bass clef, 2/4 time, featuring a series of slurs and triplets.

Concert A (2nd / 2nd position)

Concert Ab (1st / 3rd position)

Concert G (1st and 2nd / 4th position)

Musical notation for Concert A (2nd / 2nd position), Concert Ab (1st / 3rd position), and Concert G (1st and 2nd / 4th position) in bass clef, 2/4 time, featuring slurs and triplets.

Concert Gb (2nd and 3rd / 5th position)

Concert F (4th (1st and 3rd ONLY if no 4th valve) / 6th position)

Concert E (2nd and 4th (1st and 3rd ONLY if no 4th valve) 7th position)

Musical notation for Concert Gb (2nd and 3rd / 5th position), Concert F (4th (1st and 3rd ONLY if no 4th valve) / 6th position), and Concert E (2nd and 4th (1st and 3rd ONLY if no 4th valve) 7th position) in bass clef, 2/4 time, featuring slurs and triplets.

### Lip Slurs and Flexibility #2

Concert Bb (Open / 1st position)

Musical notation for Concert Bb (Open / 1st position) in bass clef, 2/4 time, featuring a continuous slurred line.

Concert A (2nd / 2nd position)

Concert Ab (1st / 3rd position)

Musical notation for Concert A (2nd / 2nd position) and Concert Ab (1st / 3rd position) in bass clef, 2/4 time, featuring a continuous slurred line.

Concert G (1st and 2nd / 4th position)

Concert Gb (2nd and 3rd / 5th position)

Musical notation for Concert G (1st and 2nd / 4th position) and Concert Gb (2nd and 3rd / 5th position) in bass clef, 2/4 time, featuring a continuous slurred line.

Concert F (4th (1st and 3rd ONLY if no 4th valve) / 6th position)

Concert E (2nd and 4th (1st and 3rd ONLY if no 4th valve) 7th position)

Musical notation for Concert F (4th (1st and 3rd ONLY if no 4th valve) / 6th position) and Concert E (2nd and 4th (1st and 3rd ONLY if no 4th valve) 7th position) in bass clef, 2/4 time, featuring a continuous slurred line.

Lips, Fingers, and your Mind Warm-ups! (Gail Robertson )Trombone/Euphonium/Bassoon

### Dr. Stacy Baker's Single Tonguing Pattern

Play in all keys!

Musical notation for Dr. Stacy Baker's Single Tonguing Pattern in bass clef, 2/4 time, featuring a continuous slurred line.

Musical notation for Dr. Stacy Baker's Single Tonguing Pattern in bass clef, 2/4 time, featuring a continuous slurred line.

### Robertsogni Finger Patterns (Work to keep your fingers on the finger buttons/keys)

Concert F

Concert E (This is not easy, but it is GOOD for you, so dig in!)

Musical notation for Concert F and Concert E in bass clef, 2/4 time, featuring a continuous slurred line.

Concert Eb

Concert D

Musical notation for Concert Eb and Concert D in bass clef, 2/4 time, featuring a continuous slurred line.

Concert Db

Concert C

Musical notation for Concert Db and Concert C in bass clef, 2/4 time, featuring a continuous slurred line.

Concert B (This one is especially difficult, so REALLY dig in!)

Concert Bb

Musical notation for Concert B and Concert Bb in bass clef, 2/4 time, featuring a continuous slurred line.

## 4. Individual or Group Warm-ups – Treble Clef

Treble Clef  
Euphonium

# Lips, Fingers, and your Mind Warm-ups!

2019 American Band College

Dr. Gail Robertson  
April 2019

Turn Studies (♩ = 80)

The musical score consists of 12 concert pieces, each with a specific key signature and time signature. The pieces are: Concert Bb (4/4, B-flat major), Concert B (4/4, B major), Concert C (4/4, C major), Concert Db (4/4, D-flat major), Concert D (4/4, D major), Concert Eb (4/4, E-flat major), Concert E (4/4, E major), Concert F (4/4, F major), Concert Gb (4/4, G-flat major), Concert G (4/4, G major), Concert Ab (4/4, A-flat major), and Concert A (4/4, A major). Each piece is a single melodic line in treble clef, often featuring slurs and dynamic markings.

### More Suggestions:

- Please make sure your students are tonguing properly: (TOE - not Poe or Hoe).
- Start your students ON the euphonium. Please don't use it as a "new home" for failed trumpeters and/or horn players.
- Make sure your students are using the 4<sup>th</sup> valve (if you have them).
- Teach your students how to care for their instruments. Do not allow them to put them on the BELL. Instead, lie them down on their side or put them back in the case.
- Service your school owned instruments regularly so students will WANT to play the euphonium.

## Lip Slurs and Flexibility #1

Concert Bb (Once you reach this, play the bottom notes and work backwards to get your low notes happening!) (play Bb, then B, the C, etc.)

Concert Bb



Concert A

Concert Ab

Concert G



Concert Gb

Concert F

Concert E



## Lip Slurs and Flexibility #2

Concert Bb



Concert A

Concert Ab




Concert G

Concert Gb



Concert F

Concert E





Lips, Fingers, and your Mind Warm-ups! (Gail Robertson ) Bb Instruments

3

## Dr. Stacy Baker's Single Tonguing Pattern

Play in all keys!



## Robertson Finger Patterns (Work to keep your fingers on the finger buttons/keys)

Concert F

Concert E (This is not easy, but it is GOOD for you, so dig in!)



Concert Eb

Concert D



Concert Db

Concert C



Concert B (This one is especially difficult, so REALLY dig in!)

Concert Bb





## 5. Major Scales (Bass Clef)

# 12 Major Scales/ and Chromatic Scale

Euphonium/Trombone

Gail Robertson

The image displays twelve musical staves, each representing a major scale in bass clef. The scales are labeled G, Ab, A, Bb, B, C, Db, D, Eb, E, F, and Gb. Each staff begins with a key signature (sharps or flats) and a common time signature. The scales are written in a standard ascending and descending sequence, with slurs indicating the flow of the scale. The notes are clearly marked with accidentals (sharps or flats) to indicate the correct pitch for each scale.

Chromatic Scale Bb-Bb  
two octaves

A single musical staff showing a chromatic scale starting on Bb and ending on Bb, spanning two octaves. The scale is written in bass clef and consists of a continuous sequence of half notes, alternating between natural and flat accidentals for each step of the scale. The staff is labeled "Chromatic Scale Bb-Bb two octaves".

Major Scales (Treble Clef)

12 Major Scales/ and Chromatic Scale

Bb Treble Clef  
Euphonium/Trombone

Gail Robertson

A

Bb

B

C

D

E

F

F#

G

Ab

This block contains the musical notation for 12 major scales, labeled A through Ab. Each scale is written on a single staff in treble clef with a common time signature. The scales are: A (three sharps), Bb (two flats), B (three sharps), C (no sharps or flats), D (two sharps), E (three sharps), F (one flat), F# (three sharps), G (one sharp), and Ab (three flats). Each scale is presented as a two-octave melodic line starting on the middle C of the staff.

Chromatic Scale C-C  
two octaves

This block contains the musical notation for the chromatic scale from C to C, spanning two octaves. It is written on a single staff in treble clef with a common time signature. The scale is presented as a two-octave melodic line starting on the middle C of the staff.

## 6. Bonus – Compensating 4-valve euphonium exercise (Bass and Treble Clef)

### 4th Valve Fun! (Bass Clef)

Gail Robertson  
grobertson@uca.edu

Moderato

*Open to 4th valve every other note*

Play this exercise slowly so that the notes that use the 4th valve sound as rich as ALL of your notes.

*mf*

*2nd valve to 2+4 every other note*

*1st valve to 1+4 every other note*

*1+2 valves to 1+2+4 every other note*

*2+3 valves to 2+3+4 every other note*

*1+3 valves to 1+3+4 every other note*

*1+2+3 valves to 1+2+3+4 every other note*

### 4th Valve Fun! (Treble Clef)

Gail Robertson  
grobertson@uca.edu

Moderato

*Open to 4th valve every other note*

Play this exercise slowly so that the notes that use the 4th valve sound as rich as ALL of your notes.

*mf*

*2nd valve to 2+4 every other note*

*1st valve to 1+4 every other note*

*1+2 valves to 1+2+4 every other note*

*2+3 valves to 2+3+4 every other note*

*1+3 valves to 1+3+4 every other note*

*1+2+3 valves to 1+2+3+4 every other note*

## **7. Suggested solos for students to use at Solo and Ensemble Festivals and Auditions:**

### **Solos that are Best for 6<sup>th</sup> Graders: (1<sup>st</sup> year players)**

<i>Air Noble</i>	Jacques Robert
<i>Conqueror</i>	Leonard B. Smith/Leonard Falcone
<i>Happy Song</i>	Edmund J. Siennicki
<i>Pied Piper</i>	Forrest L. Buchtel
<i>The Rooster</i>	Edmund J. Siennicki

### **Solos that are best for 7<sup>th</sup> graders:**

<i>In the Hall of the Mountain King</i>	Edvard Grieg/G. E. Holmes
<i>Minuet in G</i>	J.S. Bach/Ronald C. Dishinger
<i>Minstrel Boy</i>	Forrest L. Buchtel
<i>Polovetsian Dances</i>	Alexander Borodin/Forrest L. Buchtel
<i>Sparkles</i>	Floyd O. Harris
<i>The Young Prince</i>	Floyd O. Harris

### **Solos that are Best for 8<sup>th</sup> Graders:**

<i>Asleep in the Deep</i>	Henry W. Petrie/Harold L. Walters
<i>Brass Bangles</i>	Floyd O. Harris
<i>Carnival of Venice</i>	Henry W. Davis
<i>Evening in the country</i>	Bela Bartok/Floyd O. Harris
<i>Honor and Arms</i>	Frederick Handel/Allen Ostrander
<i>The Jolly Peasant</i>	Robert Schumann/G. E. Holmes
<i>March of the Marionette</i>	Charles Gounod/Harold L. Walters
<i>Ocean Beach</i>	Floyd O. Harris
<i>Pavane Pour Infante Défunte</i>	Maurice Ravel/Ronald Dishinger
<i>Red Canyons</i>	Clair W. Johnson
<i>Toreador's Song form Carmen</i>	Georges Bizet/G. E. Holmes

### **Solos that are Best for advanced 8<sup>th</sup> graders and 9<sup>th</sup> Graders:**

<i>Arioso (From Cantata No. 156)</i>	Johann Sebastian Bach/H.R. Kent
<i>Concert Aria</i>	W. A. Mozart/H. Voxman
<i>Concert Rondo (k. 371)</i>	W. A. Mozart/Jay Ernst
<i>Fancy Free</i>	Clay Smith
<i>Fantasy for Trombone</i>	James Curnow
<i>Mirror Lake</i>	Edward Montgomery
<i>My Regards</i>	Edward Llewellyn
<i>Prelude and Minuet</i>	Arcangelo Corelli/Richard E. Powell
<i>Rhapsody for Euphonium</i>	James Curnow
<i>Rondo</i>	W. A. Mozart/Ronald Dishinger
<i>Romanze</i>	Gustav Cords
<i>The Bride of the Waves</i>	Herbert L. Clarke
<i>Tramp, Tramp, Tramp</i>	Edwin Franko Goldman/Theo M. Tobani

### **Solos that are Best for 10<sup>th</sup> and 11<sup>th</sup> graders:**

<i>Allegro Spiritoso</i>	Jean Baptiste Senaille/Leonard Falcone
<i>Andante et Allegro</i>	J. Ed. Barat
<i>Andante and Rondo</i>	Antonio Capuzzi/Philip Catelinet
<i>Annie Laurie</i>	Arthur Pryor/Robert Geisler
<i>Beautiful Colorado</i>	Joseph De Luca
<i>Carnival of Venice</i>	Herbert L. Clarke/Arthur Brandenburg
<i>Concerto (for Trombone)</i>	Nikolai Rimsky-Korsakov
<i>Concerto Rondo (Bassoon concerto mvt. 3)</i>	W. A. Mozart/Richard Fote
<i>Dance Suite (Unaccompanied)</i>	Brian Isreal
<i>Grand Concerto</i>	Friedebald Grafe
<i>Introduction and Dance</i>	J. Ed. Barat/Glenn Smith
<i>Phantasy Piece Op. 10, #2</i>	Burnet Tuthill
<i>Minuet- Scherzo</i>	Joseph De Luca
<i>Romanza Appassionata</i>	Carl Maria von Weber/P. X. Laube
<i>Scene De Concert</i>	Max F. Denmark
<i>Solo De Concours</i>	Paul Veronge de la Nux
<i>Sonata (any one)</i>	Johann Ernst Galliard/Karl Heinz Fussl/Brown
<i>Sonata in F major</i>	Benedetto Marcello/Allen Ostrander
<i>Sonata in F minor</i>	Georg Philipp Telemann/Allen Ostrander
<i>Suite for Baritone</i>	Don Haddad
<i>Toccata in the Style of Frescobaldi</i>	Gaspar Cassado/Keith Brown (tenor clef)
<i>Starlight (Waltz Caprice)</i>	Arthur Pryor
<i>Variations on a Theme of Robert Schumann</i>	Robert Schumann/William Davis

### **Solos that are Best for advanced 12 graders and college students:**

<i>Allegro et Finale</i>	Eugène Bozza
<i>Andante et Allegro</i>	J. Guy Ropartz/A. Shapiro
<i>Believe me, If All those Endearing Young Charms</i>	Simone Mantia/David Werden
<i>Blue Bells of Scotland</i>	Arthur Pryor
<i>Carnival of Venice</i>	J. B. Arban/Edwin Franko Goldman
<i>Concert Fantasia</i>	Gustav Cords
<i>Concertino Op. 4</i>	Ferdinand David
<i>Concertino #1 in B flat Major</i>	Julius Klengel/Leonard Falcone
<i>Concerto Mvt. 1 (K. 191 for Bassoon)</i>	W. A. Mozart/Allen Ostrander
<i>Euphonium Concerto</i>	Joseph Horovitz
<i>Fantasia</i>	Gordon Jacob
<i>Fantasia di Concerto</i>	Edoardo Boccalari
<i>Introduction and Polonaise</i>	Max Denmark
<i>Lyric Suite</i>	Donald H. White
<i>Morceau Symphonique, Op. 88</i>	Alexandre Guilmant/E. Falaguerra
<i>Pantomime</i>	Phillip Sparke
<i>Ricercare #1 (Unaccompanied)</i>	Andrea Gabrieli
<i>Sonata for Euphonium</i>	David Uber
<i>Sonata in C Major</i>	Johann Friedrich Fasch/Fromme
<i>Symphonic Variants</i>	James Curnow

## **Suggested solos for euphonium soloist and Band:**

*Andante et Allegro*  
*Believe me, If All those Endearing Young Charms*  
*Blue Bells of Scotland*  
*Beautiful Colorado*  
*Carnival of Venice*  
*Danny Boy*  
*Fantasia*  
*Fantasia di Concerto*  
*Fantasy for Trombone*  
*Introduction and Dance*  
*Mirror Lake*  
*Morceau Symphonique, Op. 88*  
*My Regards*  
*Napoli*  
*Rhapsody for Euphonium*  
*Symphonic Variants*  
*The Bride of the Waves*

J. Ed. Barat/Loren Marsteller  
Simone Mantia/David Werden  
Arthur Pryor/Pearson  
Joseph De Luca  
Herbert L. Clarke  
Traditional/Lewis Buckley  
Gordon Jacob  
Edoardo Boccalari  
James Curnow  
J. Ed. Barat  
Edward Montgomery  
Alexandre Guilmant/Shepard  
Edward Llewellyn  
Herman Bellstedt  
James Curnow  
James Curnow  
Herbert L. Clarke

## **Suggested Solos for Euphonium Auditions**

*Allegro Spiritoso*  
*Andante et Allegro*  
*Andante and Rondo*  
*Blue Bells of Scotland*  
*The Bride of the Waves*  
*Concertino Op. 4*  
*Euphonium Concerto (mvt. 1)*  
*Fantasia*  
*Fantasia di Concerto*  
*Grand Concerto*  
*Introduction and Dance*  
*Morceau Symphonique, Op. 88*  
*Rhapsody for Euphonium*  
*Sonata in F major (two contrasting movements)*  
*Sonata in F minor (two contrasting movements)*  
*Suite for Baritone*  
*Variations on a Theme of Robert Schumann*


Jean Baptiste Senaille/Leonard Falcone  
J. E. Barat  
Antonio Capuzzi/Philip Catelinet  
Arthur Pryor  
Herbert L. Clarke  
Ferdinand David  
Joseph Horovitz  
Gordon Jacob  
Edoardo Boccalari  
Friedebald Gräfe  
J. Ed. Barat/Glenn Smith  
Alexandre Guilmant/E. Falaguerra  
James Curnow  
Benedetto Marcello/Allen Ostrander  
Georg Philipp Telemann/Allen Ostrander  
Don Haddad  
Robert Schumann/William Davis

### **I highly recommend this book!!!**

***Brass Instruments (Purchasing, Maintenance, Troubleshooting, and More)***

By David Fedderly and Sally Wagner

– Meredith Music Publications / Hal Leonard



## ***8. Suggested Resources for Tuba & Euphonium Events and Professional Organizations:***

- **The International Tuba and Euphonium Association (ITEA):** Founded in 1973 as Tubists Universal Brotherhood Association (TUBA), the ITEA is the organization for tuba and euphonium. The ITEA sponsors scholarships and competitions, hosts and sponsors regional and international workshops, and publishes euphonium and tuba music in print and on-line. [www.iteaonline.org](http://www.iteaonline.org)
- **The Leonard Falcone Euphonium and Tuba Festival:** Annual International Competition for High School and College Tuba and Euphoniumists that is held in August at the Blue Lake Fine Arts Camp, Twin Lake, Michigan. <http://falconefestival.org/>
- **The International Euphonium Tuba Festival (IET):** Summer workshop that hosts numerous euphonium and tuba artists/faculty for tuba and euphonium students (high school and beyond) Hosted by Adam Frey. <http://www.ietfestival.com/>
- **The International Women's Brass Conference (IWBC):** Founded in 1990, the IWBC is an organization for all brass players, but often features women brass players. The IWBC sponsors scholarships and competitions, and hosts/sponsors regional and international workshops. <http://myiwbc.org/>
- **TUBACHRISTMAS:** Website for finding the nearest TUBACHRISTMAS as well as dates and information to participate. [www.tubachristmas.com](http://www.tubachristmas.com)

## ***9. Suggested Resources for Purchasing Instruments, Music, and Accessories:***

- **Baltimore Brass:** Excellent prices on new and used instruments, metronomes, tuners, and other accessories. <http://www.baltimorebrass.net/>
- **Cimarron Press:** Sheet music. <http://cimarronmusic.com/>
- **Dillon Music:** Excellent prices on new and used instruments, metronomes, tuners, and other accessories. [www.dillonmusic.com/](http://www.dillonmusic.com/)
- **Hickeys Music:** Great resource for sheet music, instruments, accessories and more. [www.hickeys.com/](http://www.hickeys.com/)
- **Horn Guys:** Excellent prices on new and used instruments and accessories. <http://hornguys.com/>
- **Just for Brass:** Everything tuba and euphonium and more. (Euphonium player owned) [www.justforbrass.com/](http://www.justforbrass.com/)
- **Tuba-Euphonium Press:** Sheet music. <http://cimarronmusic.com/music-tep.cfm>
- **Tuba Exchange:** Excellent prices on new and used instruments. <http://www.tubaexchange.com/>
- **Warburton Music Products:** Custom mouthpieces and much more. [www.warburton-usa.com/](http://www.warburton-usa.com/)
- **Woodwind and Brasswind.:** Very good prices on instruments and accessories. [www.wwbw.com/](http://www.wwbw.com/)

## ***10. Misc. Suggested Tuba and Euphonium Websites:***

- **David Werden's Euphonium Forum:** Website for posting questions, instruments for sale, job openings, and more!  
<http://www.dwerden.com/index.cfm>
- **The World Famous TubeNet:** Tips on playing, recommended recordings and books, job postings and more!  
[www.chisham.com](http://www.chisham.com)

### **Other Euphonium Related Websites:**

- **North American Brass Band Association (NABBA):** This organization is dedicated to the promotion and development of the British-style brass band movement in North America. With bands covering 15 states and Canada as well as ranging from school-age youth to senior citizens, NABBA has become a true force in the arena of amateur musicians and brass banding across North America and across the world. <http://www.nabba.org/>
- **Brass Band of Battle Creek:** America's premier British-style brass band with members from all around the world.  
<http://www.bbbc.net/>
- **4Bars Rest:** Everything British-style brass band, reviews, world rankings, news, and more.  
<http://www.4barsrest.com/default.asp>

### **A few Youth Brass Bands:** (Google your home town)

- **River City Brass Band:** Pennsylvania. <http://www.rivercitybrass.org/youth-band>
- **Triangle Brass Band:** North Carolina. <http://www.trianglebrass.org/youth-bands.html>
- **North Carolina Brass Band:** North Carolina. <https://www.ncbrassband.org/ncybb.html>
- **Brass Band of Central Florida:** Orlando. <http://www.brassbandofcentralflorida.org/youth-band.html>
- **Dublin Brass Band:** Ohio. <http://dublinbands.com/bands/dybb/>
- **St. Louis Brass Band:** Missouri. <http://stlbb.org/the-st-louis-youth-brass-band/>

## ***11. Practice Has to Have a Purpose and a Prime Time to Do It – Tips for your students!***

1. Schedule blocks of time when you know you will not be interrupted.
2. Find a quiet room where you can practice.
3. Before you start playing, have a PLAN for what you want to accomplish.
4. Turn off your cell phone or put it on airplane mode.
5. Warm-up. How will you warm up? Have music for this and a plan. Have a planned buzzing routine too.
6. Fundamentals - lip slurs and scales. Have scale sheets to read before you waste time guessing and trying to figure them out. Work on memorization after you have mastered them by READING the music.
7. Know what you need to work on/fix and start with it FIRST. What needs attention NOW? This could be band music parts, upcoming audition materials, earning a faster tempo on something, or gaining a certain high note you need in your "bag of tricks."
8. Read a few etudes. (This is good for sight-reading and for short term goal setting.)
9. Why are you really here? Dig in to your main goals! (Solos, audition stuff, range building, phrasing, more sight-reading, band excerpts, orchestra excerpts, Arban....)
10. Read something new. (Here, you are looking for your "next" project.)
11. Stop and do some listening. This could be of someone speaking about something or another musician playing your solo or something totally different. (Seek other instrumentalists such as strings/vocalists.)
12. Wrap things up. Sight-read another etude.
13. Play something by "ear." It is always smart to know "Happy Birthday" just in case!!
14. Take a last pass on what you did in the beginning of your session. (See if you got better.)
15. Plan your next practice session and have goals already set in place.
16. Escape and do something different. Don't get burnt out!