

# **Percussion 101 Refresher**

---

**ABC  
Session 1  
2018**

**Presented by Jim Catalano**

# A Percussionist is....

---

*A musician that plays it all:*

- Battery (Drums)
- Tuned Percussion
  - Timpani
  - Mallet Keyboard Instruments
- Accessory Percussion
- World Percussion

# TOTAL PERCUSSION



# Percussion Products

---

- Combo
  - Drum Sets
  - Snare Drums
- Accessories
  - Drumheads
  - Drumsticks
  - Mallets
  - Hardware (Stands)
  - General Accessories
  - Cases, Bags & Covers
- School / Concert
  - Marching Drums
  - Concert Snare Drums
  - Concert Bass Drums
  - Concert Toms
  - Timpani
  - Mallet Instruments
  - Educational Snare Drum & Bell Kits
  - Ethnic Percussion

# Tools of a Percussionist

---

- Pencil w/ eraser
- Drum Key
- Dark towel or pad to place on music stand for sticks mallets and accessories
- Pitch Pipe or Tuning Fork - Timpani Tuning
- Practice Pad (Rubber or Tunable)
- Mallet Bag
- Sticks & Mallets

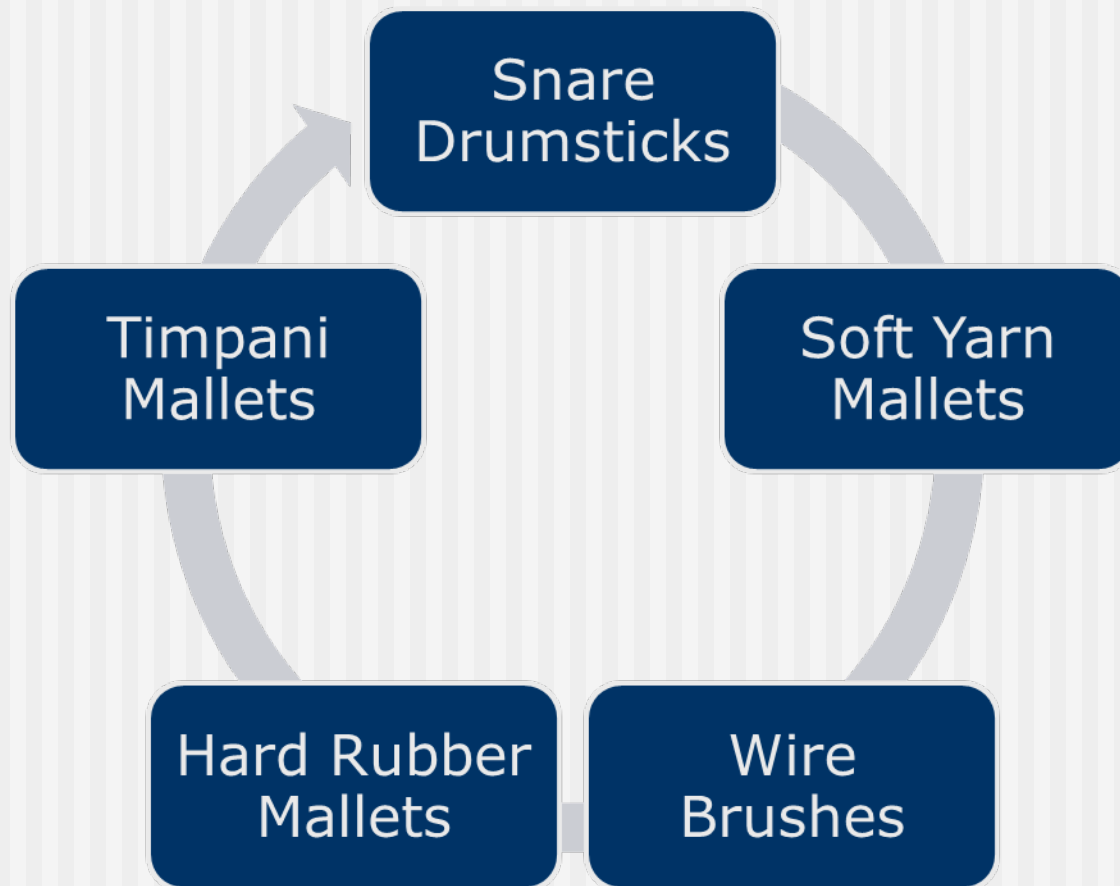
# Sticks / Mallets

---

- Concert Drumsticks (Round bead)
- Drumset Drumsticks (Acorn shaped bead)
- Wire or Nylon Brushes
- Timpani Mallets (General & Staccato)
- Soft Yarn Mallets (Marimba, Vibes, Suspended Cymbal)
- Hard Rubber Mallets (Xylophone, Wood & Temple Blocks)

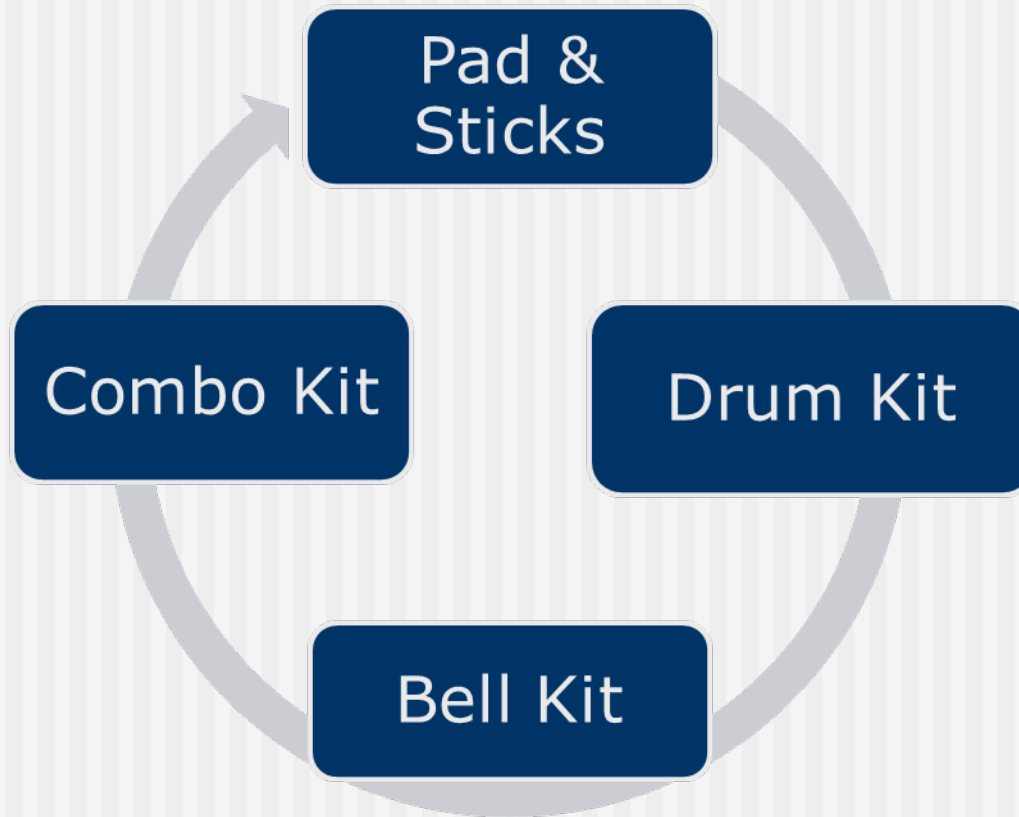
# Percussion Mallet Pack

---



# Educational Percussion

---



# Educational Percussion Kits

Components in Bag / Case	Drum	Bell	Combo Drum/Bell
Snare Drum	X		X
2.5 Oct Bells		X	X
Snare Stand*	X		X*
Bell / Pad Stand*		X	X*
Practice Pad	Rubber	Tunable	Tunable
Drumsticks	X	X	X
Mallets		X	X

# Drum Kit

- Compartmentalized Rolling Bag w/ Pull Handle
- 5x14" Snare Drum
- Rubber Practice Pad
- Stand
- Sticks



# Bell Kit

- Compartmentalized Rolling Bag w/ Pull Handle
- 2.5 Oct. Aluminum Bells (F - C) w/ Note Names
- Tunable Practice Pad
- Stand for Bells & Pad
- Sticks, Mallets, Music Rack



# Combo Percussion Kit

- Rolling Bag w/ Pull Handle
- 2.5 Oct. Aluminum Bells (F – C)
- 3.5x13" Snare Drum
- Tunable Practice Pad
- Combination Stand for Snare, Bells & Pad
- Sticks, Mallets, Music Rack



# LMXYLO - Xylo-Kit

- 2.5 Oct.
- Graduated Bars
- USA Sticks/Mallets
- 10" Prologix Pad
- Rolling carrying case
- Portable / lightweight
- Multi-Purpose Stand
- Great rental product



# Practice Marimba

- 3 Octaves
- Paduak Bars
- Graduated Bars
- X-Frame Stand
- Rental
- Lightweight
- Portable
- Easy storage



# Concert Snare Drums



3x13"

5x14"

6.5x14"

8x14"

# Snare Drum Diagram

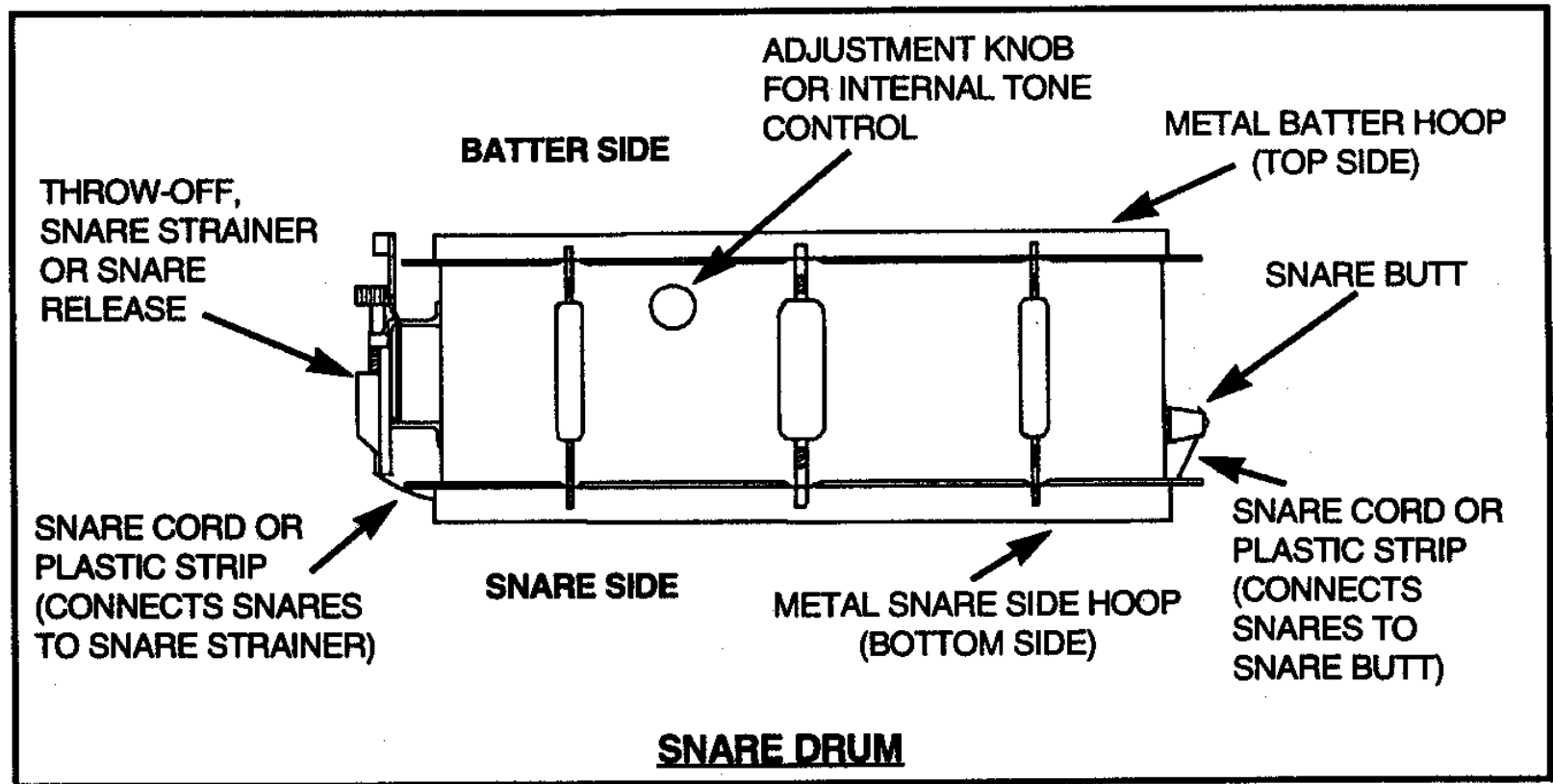
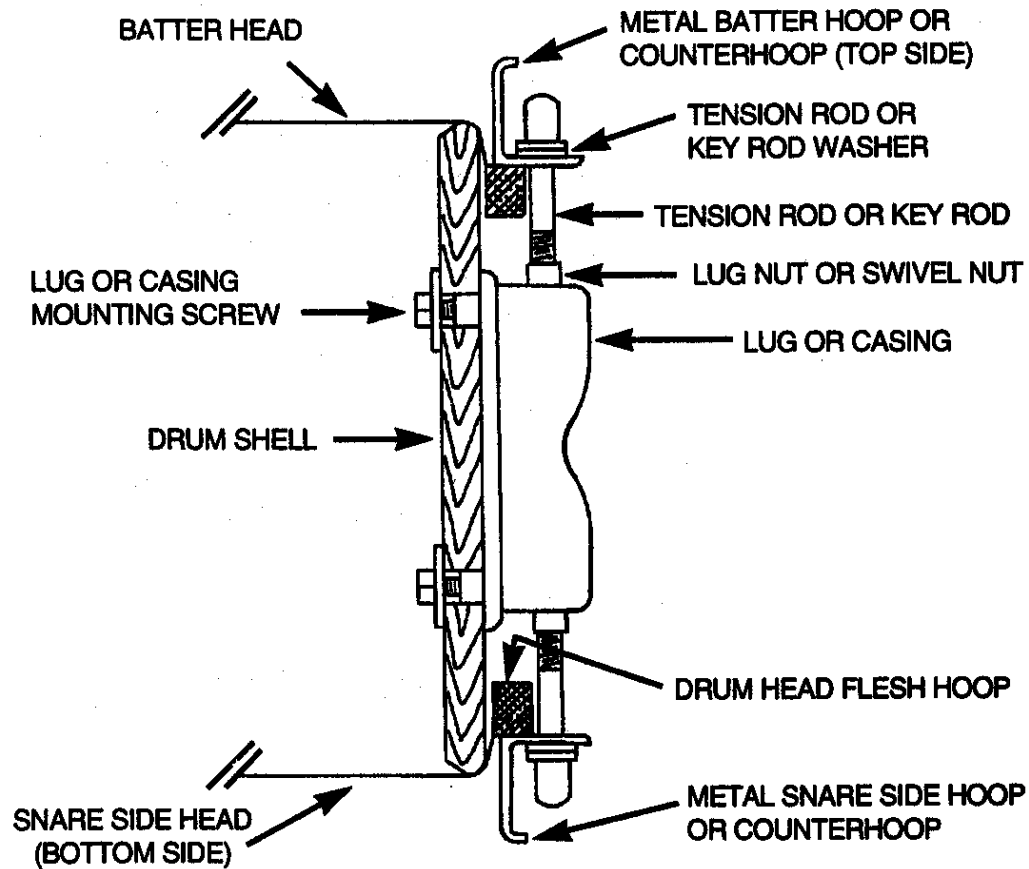


ILLUSTRATION E

# Drum Mechanics

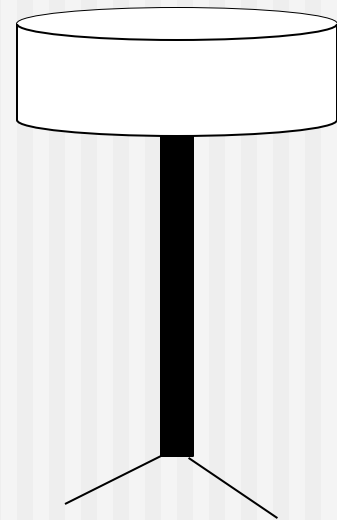


**TWIN LUG (DOUBLE END) ASSEMBLY FOR SNARE DRUM**

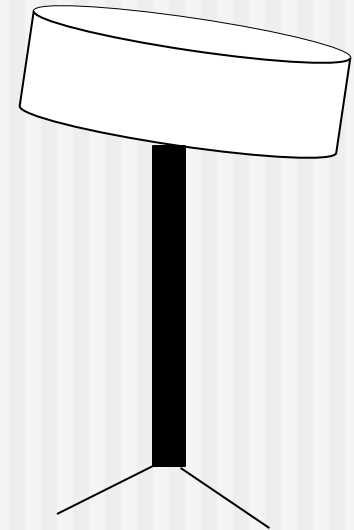
# Drum Playing Position

---

- Position
  - Level / Flat
  - Angled
- Height
  - Waist High
- Extended Height  
Concert snare stand –  
Essential for growing  
students.



Flat



Angle

# Snare Drum Heads, Sticks

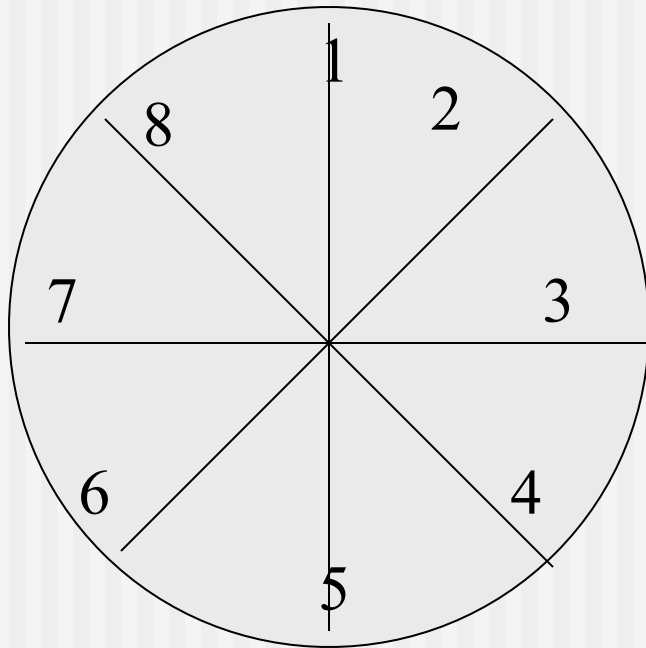
---

- Head Changing
  - How to:
  - How often:
    - Watch for dents, stretching, clear spots
- Snare Strainer Tension
- Drumsticks (2B, SD1, Barrel shaped bead)
- Wire or Nylon Brushes

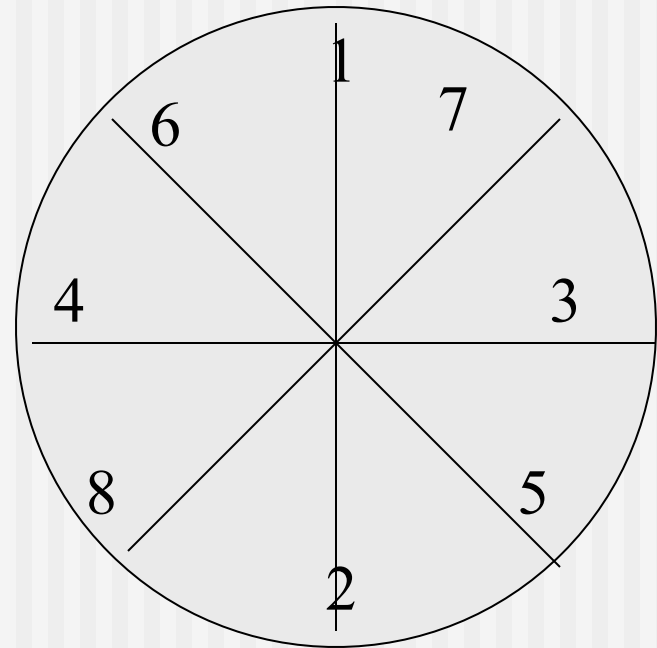
# Snare Drum Tuning

---

Basic Tuning



Cross Tuning – Fine Adjustment



Crisp / Dry

# Snare Drum Playing Area

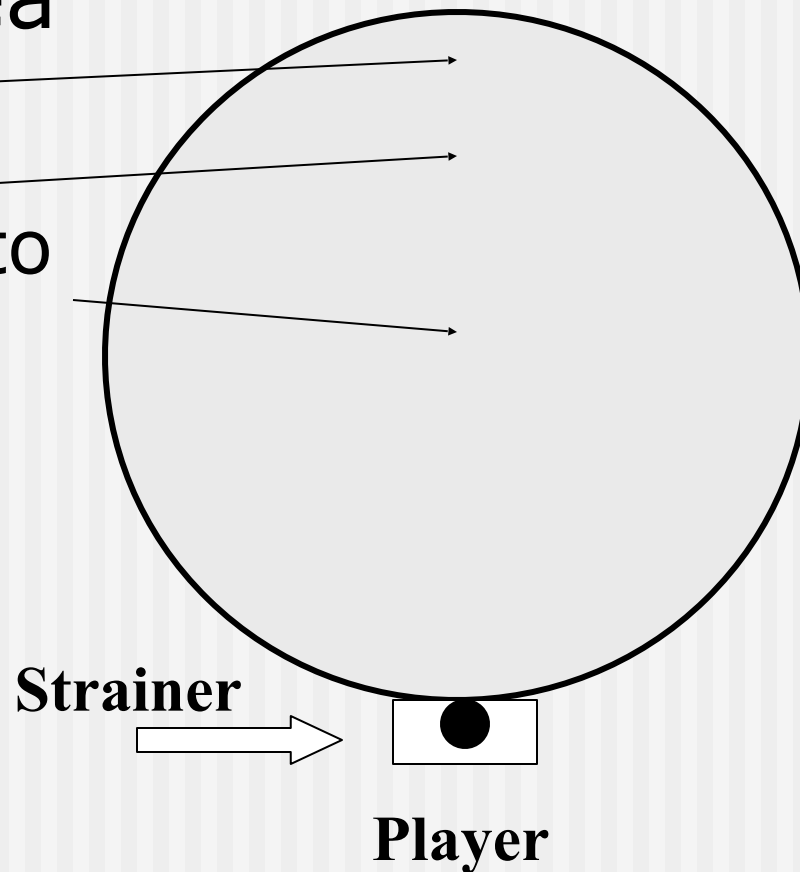
---

- **Striking Area**

- Soft
- General
- Dry staccato

- **Stroke**

- Tap
- Rebound
- Bounce



# Snare Drum Grip / Position

---

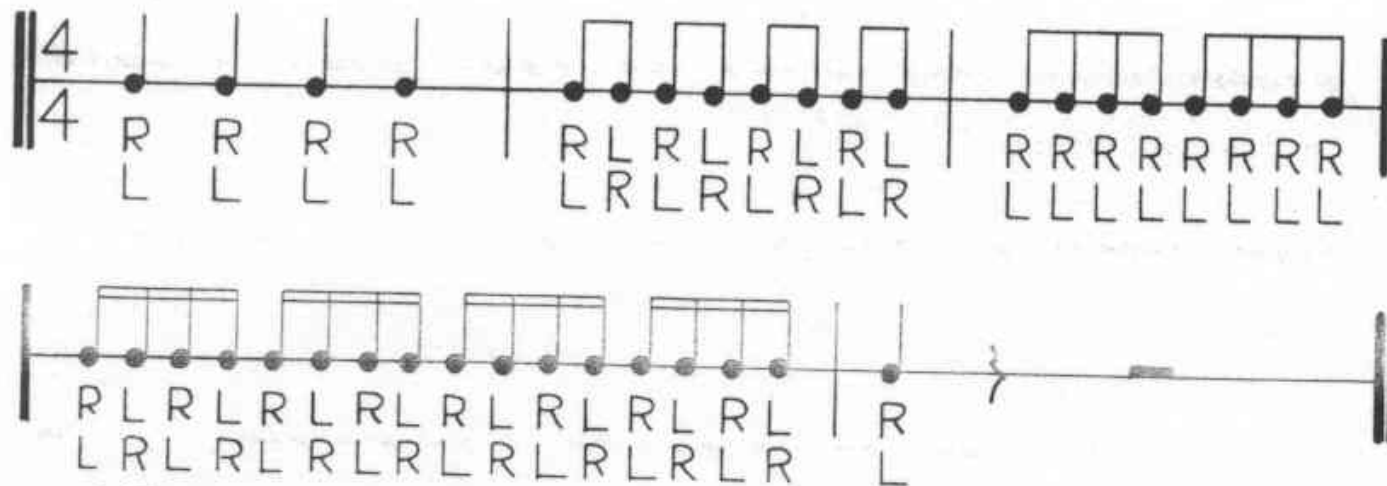
- Grip
  - Traditional – (Great for jazz, marching)
  - Matched – (Universal for all percussion)
- Drum should not be tilted (Not necessary)
- Posture
  - Back straight & feet slightly spread
  - Top of drum height at waist level
  - Arms comfortably at side

# Snare Drum Basics

---

- Tap
- Rebound
- Buzz (Multiple Bounce)

# Foundation



# Snare Rudiments

---

- Tap Patterns
- Roll Patterns
- Flam Patterns
- Diddle Patterns
- Drag Patterns

Slow to fast to slow

Soft to loud to soft

# Snare Drum

---

- Rolls
  - Long Open Roll (RRLL)
  - Multiple Bounce (buzz w/ 16<sup>th</sup> note base)
- Grace Notes
  - Flam
  - Ruff
- Rim Shots (Many types)

# Snare Roll Development

 - Multiple Bounce



R	R	R	R	etc.
L	L	L	L	etc.
R	L	R	L	etc.
L	R	L	R	etc.



R	L	R	L	etc.
L	R	L	R	etc.

# Snare Roll Development

The image displays three staves of musical notation, each representing a different level of snare roll development. Each staff begins with a treble clef and a common time signature (C). The notation uses eighth notes for the first two staves and sixteenth notes for the third. Drum notation (Z for snare, z for tom) is used for the final measures of each staff. Rhythmic patterns are indicated by letters R (right) and L (left) below the notes. The third staff includes triplet markings (3) above groups of three notes.

**Staff 1:** Shows a sequence of eighth notes. The first two measures have the pattern R L R L R L R L. The third measure has a snare roll (Z Z Z Z) and the fourth measure has a tom roll (z z z z). Both the third and fourth measures are marked "etc.".

**Staff 2:** Shows a sequence of eighth notes. The first two measures have the pattern R L R L R L R L. The third measure has a snare roll (Z Z) and the fourth measure has a tom roll (z z). Both the third and fourth measures are marked "etc.".

**Staff 3:** Shows a sequence of eighth notes. The first two measures have the pattern R L R L R L R L. The third measure has a snare roll (Z Z Z) and the fourth measure has a tom roll (z z z). Both the third and fourth measures are marked "etc.".

# Concert Toms

- Single headed
- Melodic pitched
- Tuned in minor 3rd
- Medium range
  - 10", 12", 13", 14"



# Concert Bass Drum

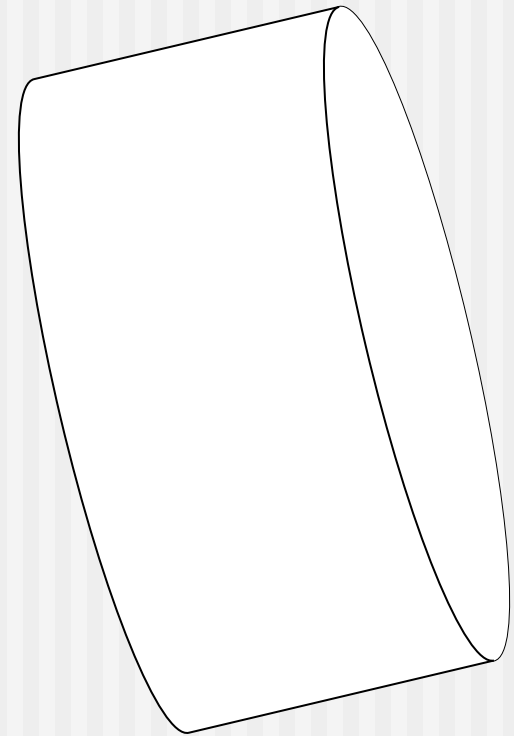


- Available Sizes
  - 28" Diameter (MS)
  - 32" Diameter (MS)
  - 36" Diameter (HS)
  - 40" Diameter
- Stand
  - Cradle
  - Tilting / Suspended

# Bass Drum

---

- 5% Tilt of bass drum on stand
- Drumhead Selection
  - Ludwig Weather Master Smooth White
  - Fiberskyn III Drumheads (Remo)
    - Calf-like, Darker and dryer sound
  - Renaissance Drumheads (Remo)



# Bass Drum

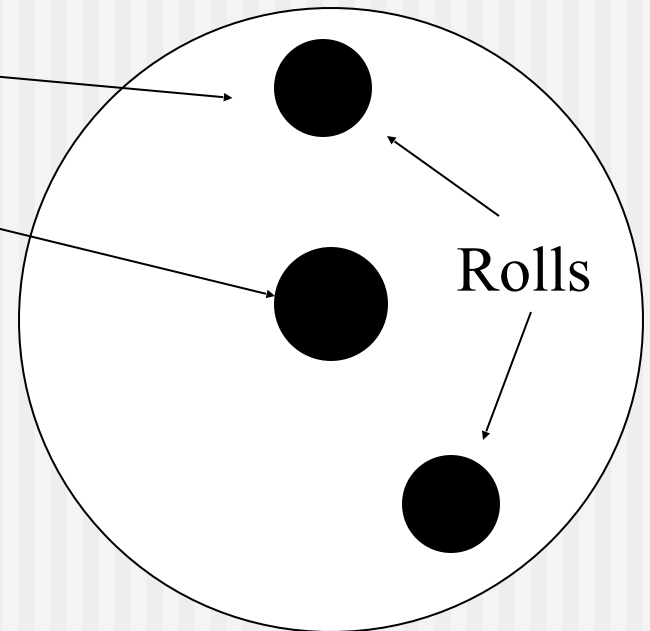
---

- Tuning
  - Low fundamental – start loose and work tension up to clear low open sound
  - “Boom”
- Mallets
  - Soft (Special applications)
  - Medium (General playing)
  - Rollers (Pair)
- Anticipation (Watch the conductor)

# Bass Drum

---

- Striking area of the bass drum
  - General
  - Dry staccato
  - Soft / Rolls
- Muffling / Dampening
  - Left hand
  - Knee



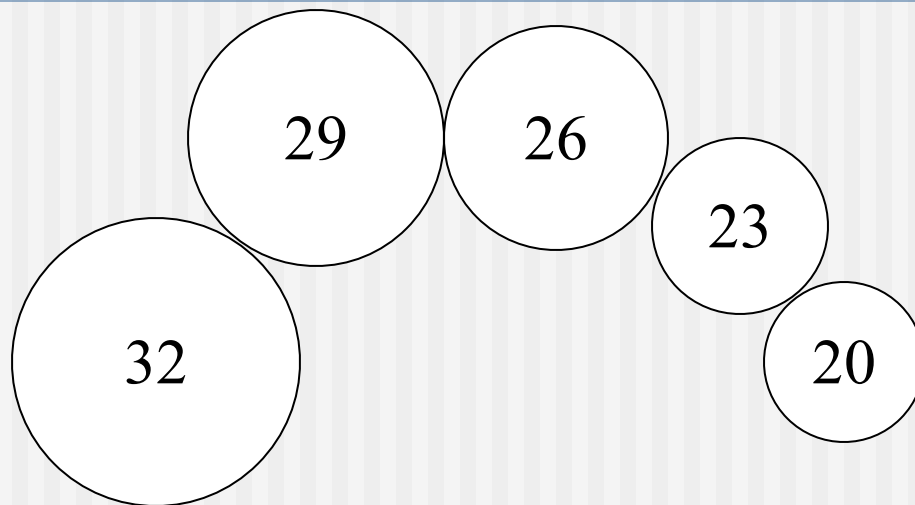
# Timpani

---



# Timpani Tuning Range

---



32"  
D - B

29"  
E - C

26"  
A - F

23"  
D - B

20"  
F - D

# Timpani Parts



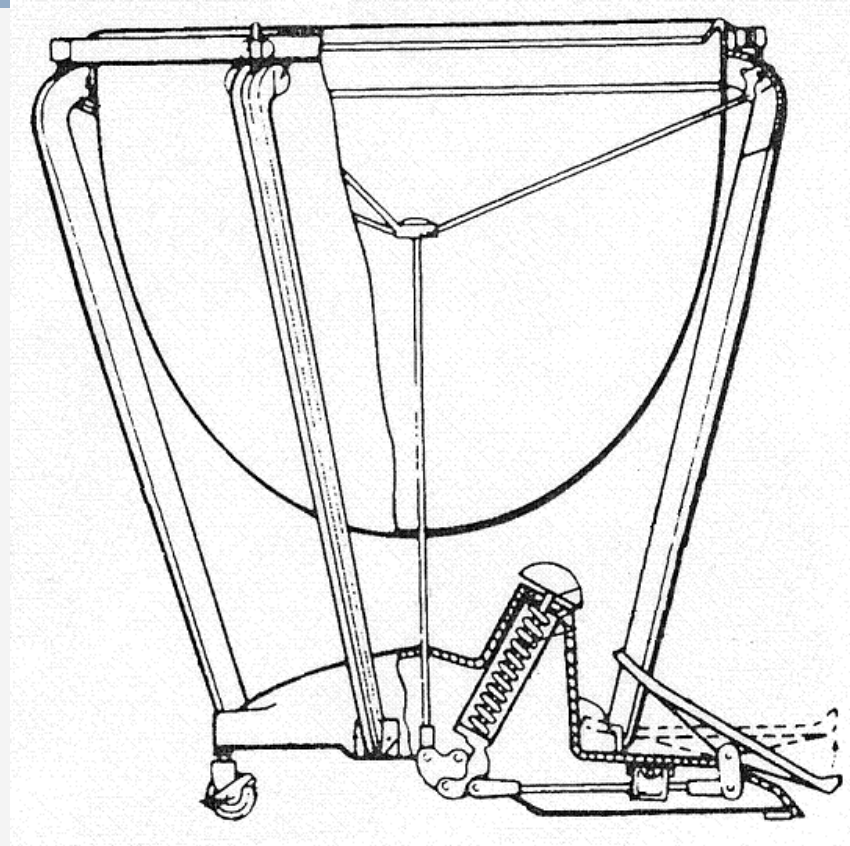
# Timp Bowls

---

- Polished Copper
  - Bright tone and great projection
- Hammered Copper
  - Darker, more focused sound
- Fiberglass
  - Painted a copper color, satin finish
  - Good sound

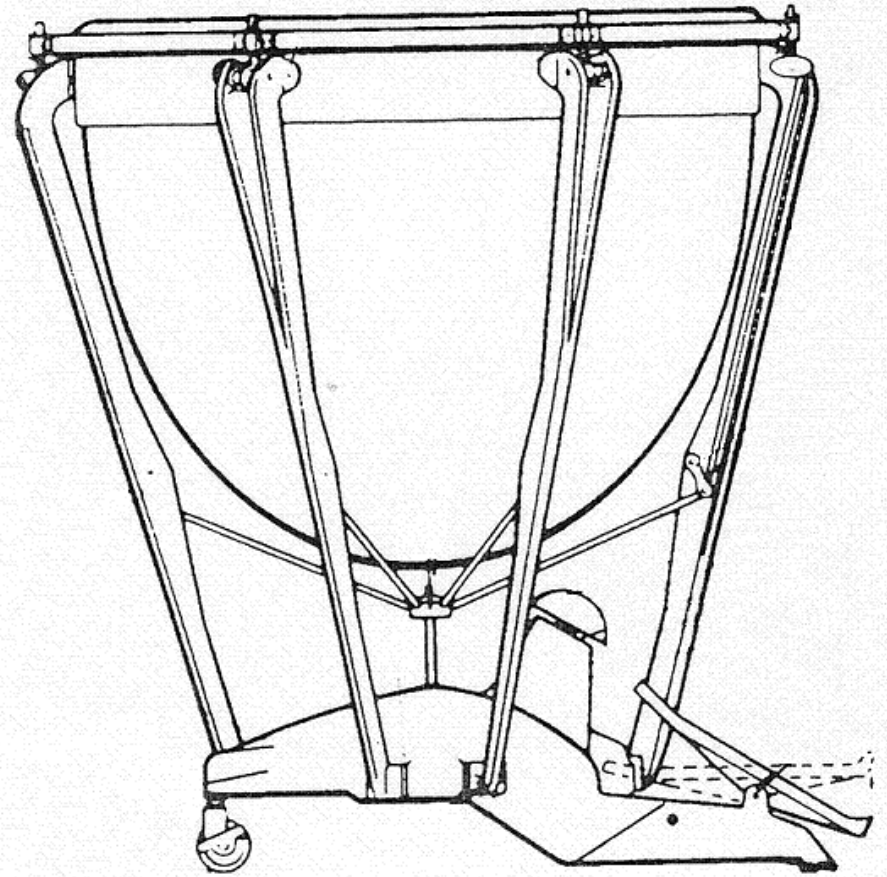
# Internal Linkage

Linkage and spider are inside bowl.



# External Linkage

Linkage and spider  
outside bowl,  
partly hidden in  
the struts.  
Nothing inside the  
bowl.



# Timpani

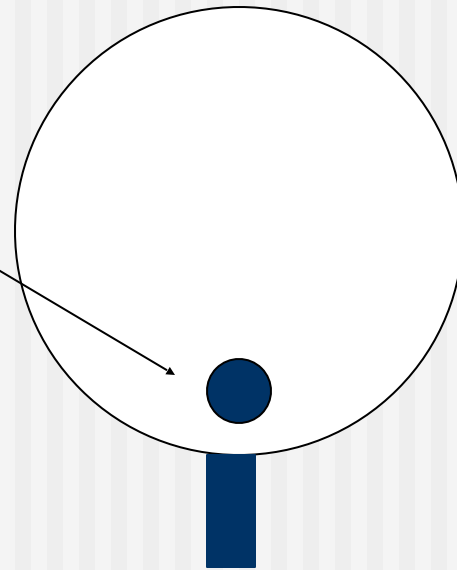
---

- Mallets
  - General (Medium felt)
  - Soft (Soft felt)
  - Staccato (Hard felt)
- Grip
  - German (Like matched grip for snare drum)
  - French (Wrist turned so that thumb is on top)

# Timpani

---

- Striking area
- Stroke
- Rolls
- Dampening
- Tuning
- Balancing a head and pedal



# Thank You

---

Jim Catalano

[Jcatalano@ludwig-drums.com](mailto:Jcatalano@ludwig-drums.com)

[vibeneration@aol.com](mailto:vibeneration@aol.com)